

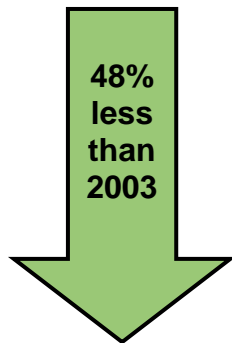


## Alameda County Homeless Count 2009

### KEY TRENDS IN BERKELEY

**48% decrease in the number of chronically homeless adults in Berkeley as a result of 5 years of efforts guided by the 2003 count; recession pushing up hidden homelessness**

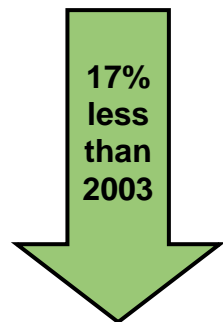
#### Chronically Homeless



In Berkeley, the number of chronically homeless people decreased from 529 in 2003 to 276 in 2009. Since the 2003 count, the City and community based organization have implemented numerous strategies designed to end chronic homelessness.

- ◆ During the same time period, the number of chronically homeless adults countywide also decreased, by 20%.
- ◆ Berkeley's share of the countywide chronically homeless population has decreased from 41% in 2003 to 27% in 2009.


#### Literally Homeless



People who are residing on the streets, places not meant for human habitation, in shelters or in transitional housing programs decreased by 17% since 2003, from 821 to 680.

- ◆ During the same period, the literally homeless population countywide declined by 15%.
- ◆ The decrease was mainly among adults with no dependents, by 28% from 727 to 526, while individuals in families increased from 94 to 125, or one-third.

#### Hidden Homeless



Since 2003, the number of Berkeley's hidden homeless (living temporarily with a friend or relative, in a motel, or facing eviction within seven days) has increased from 14 to 144 people (equal to 10 times).

- ◆ In Berkeley, the hidden homeless constitute a much smaller proportion of all homeless (17%) than countywide (41%)
- ◆ This week, the City released a Request for Proposals for a stimulus-funded Housing Resource Center to assist this population.